

# Provisional Registration (After Passing MBBS)

Step 1: Click on Log In button on right side of Home Page



Home Acts Members Registration CME Elections Complaint Registration Fee Latest News RTI Contact Help [Log In](#)

BETA

## Punjab Medical Council

A Statutory Body constituted under the Punjab Medical Registration Act, 1916 & the Punjab Medical Registration (Amendment) Act, 2010. Punjab Medical Council is vested with powers, duties and function of regulating the practice of Modern Scientific System of Medicine. (Allopathy)

### Punjab Medical Council Registration

One main function of the Medical Council is to provide for the registration of all doctors and to maintain an up to date register of all medical practitioners. Any person who possesses the necessary qualification/qualifications as prescribed in the Medical registration act and has passed all the necessary medical exams and wants to practice in the state of Punjab can register himself with the Punjab Medical Council. The Punjab Medical Council registration will be considered provided it follows all the norms and conditions laid down by this body. Even those persons who have passed any entrance exam of any medical institution in India and have gained admission in the said institution can get registered provisionally. If a person already registered with the council has acquired some additional qualifications, he can get those qualifications also registered with the council.



### Medical Council

The Medical Council consists of different committees like the Disciplinary Committee, Ethical Committee, Executive Committee, CME Committee, and Computerization Committee & Accounts Committee. Each of this Committee has its own functions and duties. Doctors who are registered with Medical Council have many rights and privileges, at the same time, these medical professionals have to follow the code of ethics & standards of good practice set up by the Medical Council for the treatment of patients.



 [PUBLIC NOTICE-RENEWAL OF REGISTRATION](#)

 [CME GUIDELINES](#)

 [RIGHT TO SERVICE](#)

**Step 2:** A login window will appear in which you have to enter login credentials that you have received in email from Punjab Medical Council.

**Punjab Medical Council**  
सत्यमेव जयते  
PMC-1916

Home Acts Members Registration▼ CME▼ Elections▼ Complaint Registration Fee Latest News▼ RTI Contact▼ Help Log In

Email / Mobile

Password

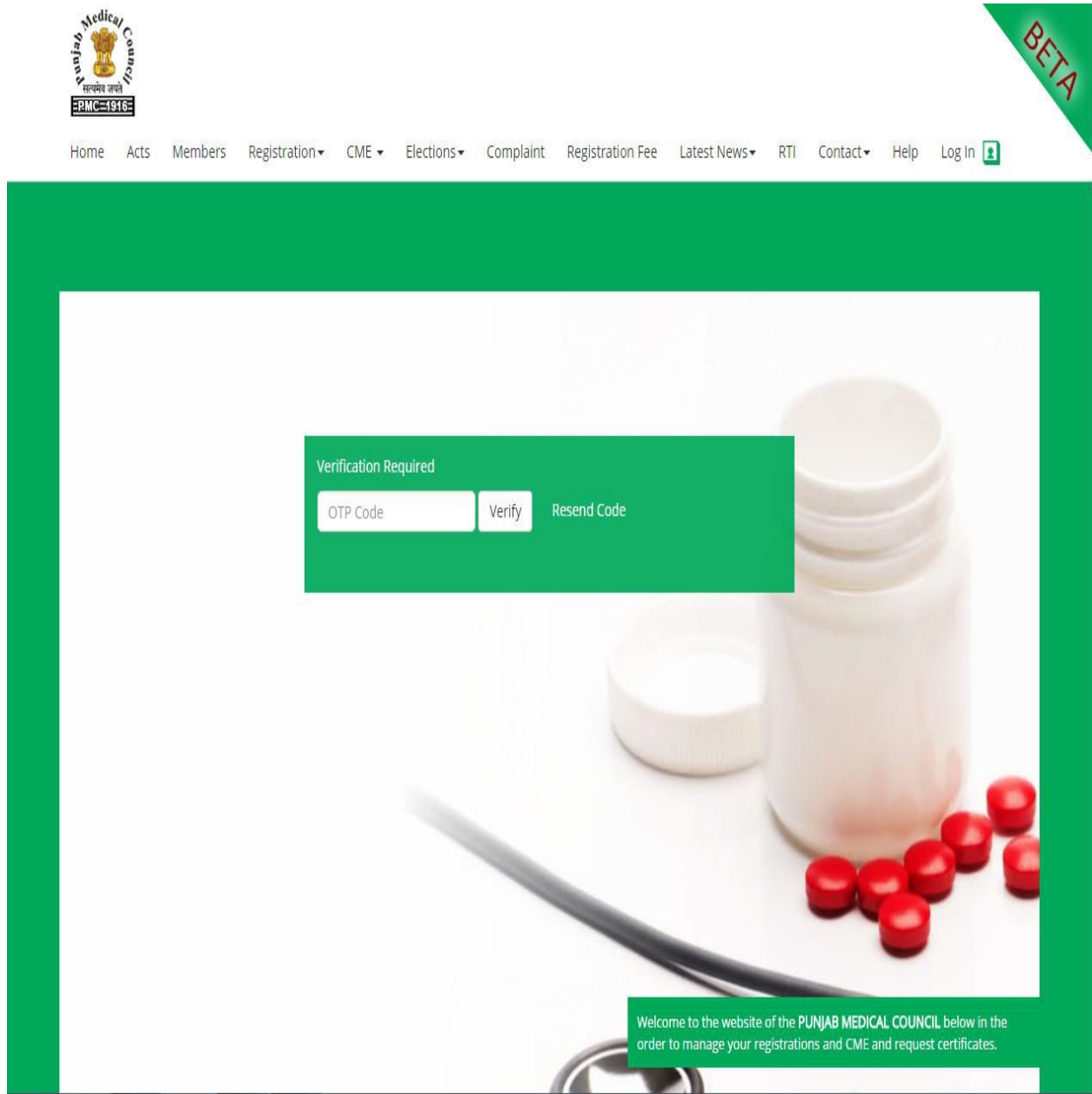
**LOGIN**

[PMC Old Registration? / Registration Transfer? / Forgot Password?](#)

Welcome to the website of the PUNJAB MEDICAL COUNCIL, below in the order to manage your registrations and CME and request certificates.

**BETA**

Step 3: After Login you have to provide OTP which you will receive on your registered mobile number.



The screenshot shows the Punjab Medical Council website interface. At the top left is the council's logo, which includes the text "Punjab Medical Council" and "PMc-1916". To the right of the logo is a green diagonal banner with the word "BETA" in white. Below the logo is a horizontal navigation menu with the following items: Home, Acts, Members, Registration, CME, Elections, Complaint, Registration Fee, Latest News, RTI, Contact, Help, and Log In. The main content area features a large green border. Inside this border, there is a white background image of a white pill bottle with its cap off, several red capsules, and a stethoscope. Overlaid on this image is a green dialog box titled "Verification Required". The dialog box contains a text input field labeled "OTP Code", a "Verify" button, and a "Resend Code" button. At the bottom right of the main content area, there is a green box with white text that reads: "Welcome to the website of the PUNJAB MEDICAL COUNCIL, below in the order to manage your registrations and CME and request certificates."

**Step 4:** Here you will see General Instructions regarding registrations from Punjab Medical Council; you have to read these thoroughly and click on the check box and then click on “Continue” button.



Last Login On 18-07-2016 At 3:56:40 PM

BETA

Home Acts Members Registration CME Elections Complaint Registration Fee Latest News RTI Contact Help Neha

## General Instructions for Online Registrations

1. Carefully choose the application you want to apply for through online from the homepage and proceed by entering all the details required as part of the application.
2. Candidates are required to have a valid personal e-mail ID. In case a candidate does not have a valid personal e-mail ID, he/she should create his/her new e-mail ID before applying online.
3. The name of the candidate or his/ her father etc should be spelt correctly in the application as it appears in the certificates issued from other council or MCI.
4. After submission of application the system will ask to preview the detail. Please ensure to check the details no request for edit will be allowed after the proceed button is clicked.
5. After you click the submit button your LOGIN is created and your login detail will be mailed at your registered email id as mentioned in the application form. In case due to any reason you are not able to make the payment or upload the documents, please login with login details as mailed to you email id after finishing the signup. After Login the option for retry payment and retry documents is shown on clicking you are able to finish the process and acknowledgement is generated.
6. On successful submission of application, the system will generate a unique Case ID (Case ID) for the application. You should note remember your system generated Case ID. (Case ID) for future reference and use.
7. On successful submission the system will ask to upload the documents. Kindly upload the documents as per documents type. Documents are to be uploaded in particular order no request for wrong upload will be entertained later.
8. The system will provide you with "Acknowledgment" option on successful submission of application online.
9. No photocopy of any documents need to be submitted when documents are verified at registration counter.

### Declaration:

Each applicant at the time of making an application for registration under then provisions of the act, shall be provided a copy of the declaration and shall submit a duly signed declaration as provided in appendix. The applicant shall also certify that he/she has read and agreed to abide by the same.

Please read these instructions carefully, because if application forms are not well filled in, they may be rejected and not evaluated for the selection.

Continue

Enter your email address

Subscribe

© Copyright 2015 Punjab Medical Council

Step 5: Here you can see fee details of all type of registrations, click on “Continue” to proceed further.



Last Login On 19-07-2016 At 4:25:09 PM

BETA

Home Acts Members Registration CME Elections Complaint Registration Fee Latest News RTI Contact Help Neha

## Registration Fee

S.no	Registration Name	Registration Fee
1	Permanent Registration	3000
2	Transfer Registration	3000
3	Good Standing Certificate / Verification	3000
4	Renewal of Registration	2000
5	Provisional Registration	2000
6	Additional Qualification Registration	2000
7	Duplicate Certificate	2500
8	Late Fee Permanent Registration Per Year	1000
9	Proforma for Submitting Original Complaints	200
10	CME Fee	500
11	No Objection Certificate (Migration)	5000
12	Any Other Fee Not Covered Above	1000
13	Permanent Registration Out of Punjab	5000
14	Foreign Registration Transfer	20000
15	Provisional Registration Foreign	10000
16	Late Fee of Renewal Registration	1000

Continue

Enter your email address

Subscribe

© Copyright 2015 Punjab Medical Council

Step 6: Here you can select “Provisional Registration” to proceed further.



Last Login On 18-07-2016 At 3:56:40 PM

BETA

[Home](#) [Acts](#) [Members](#) [Registration](#) [CME](#) [Elections](#) [Complaint](#) [Registration Fee](#) [Latest News](#) [RTI](#) [Contact](#) [Help](#) [Neha](#)

## Welcome to the Online Registration System

Please Select a Registration Form to Proceed

### Provisional Registration

Application form for Provisional Registration (After Passing MBBS)  
Application form for Provisional Registration (Graduate from out of Punjab)  
Application form for Provisional Registration (Foreign Graduates)

### Transfer Registration

Application form for Registration Transfer  
Application form for Foreign Registration Transfer

### Permanent Registration

Application form for Permanent Registration (After Passing MBBS)  
Application form for Permanent Registration (Graduates from out of Punjab)  
Application form for Permanent Registration (Foreign Graduates)

### Additional Qualification / Specialization Registration

Application form for Additional Qualification / Specialization Registration

### Duplicate Registration Certificate

Application form for Duplicate Registration Certificate

### Renewal of Registration

Application form for Renewal Registration

### No Objection Certificate

Application form for No Objection Certificate

### Restoration

Application form for Restoration

© Copyright 2015 Punjab Medical Council

**Step 7:** Here you have to upload all the mentioned documents. Please upload .jpg, .png, .pdf, .doc, .docx and .jpeg only and size should be less than 2MB for each type of file.



Last Login On 18-07-2016 At 3:56:40 PM

BETA

[Home](#) [Acts](#) [Members](#) [Registration](#) [CME](#) [Elections](#) [Complaint](#) [Registration Fee](#) [Latest News](#) [RTI](#) [Contact](#) [Help](#) [Neha](#)

## Provisional Registration (After Passing MBBS)

(Note:- Please upload .jpg, .png, .pdf, .doc, .docx and .jpeg only (less than 2MB))

Please upload attested photocopies for each of the following documents:

1. 10th Certificate in support of Date of Birth (Board)  [Choose file](#)
2. 10+2 detail marks-sheet  [Choose file](#)
3. Graduation Ist Prof. Certificate  [Choose file](#)
4. Graduation IInd Prof. Certificate  [Choose file](#)
5. Graduation Part-I Certificate  [Choose file](#)
6. Graduation Part-II Certificate  [Choose file](#)
7. Attempt Certificate  [Choose file](#)
8. Residence Proof  [Choose file](#)

Please note that this registration is only for 1 year or till the completion of internship

[Next](#)

[Subscribe](#)

© Copyright 2015 Punjab Medical Council

**Step 8:** After uploading all documents, you receive a message that your information has been uploaded successfully. The next step will be to proceed with the payment. Click on “Pay Now” to proceed further.



Last Login On 18-07-2016 At 3:56:40 PM



Home Acts Members Registration CME Elections Complaint Registration Fee Latest News RTI Contact Help Neha

## Payment

Members are advised to make another payment if they do not see "Success" in PMC Portal even after their bank/card account is debited.  
(Note:- Fee Not Refundable.)

Your Information Has Been Uploaded Successfully.

- **Application Type :** Provisional Registration (After Passing MBBS)
- **Full Name :** Mrs. Neha Sharma
- **Email :** neha.sharma@ldh.01s.in
- **Mobile No :** 8284000670
- **Provisional Registration (After Passing MBBS) Fee :** RS. 2000
- **Bank charges :** RS. 0
- **Internet charges :** RS. 12

Pay Now


Enter your email address

Subscribe

© Copyright 2015 Punjab Medical Council



Step 9: You will see a screen from SBlePay that will ask for your Billing Address Details, after filling all information click on “Proceed” button.

Punjab Medical Council Semi Govt

<b>Transaction Details</b>	Order Number PRO2543	Amount 1.00 INR + Convenience Fee if applicable will be charged to you.
----------------------------	----------------------	---

**1 Address Details**

### Billing Address Details

First Name *	<input type="text" value="Neha Sharma"/>	Billing Address *	<input type="text"/>
Middle Name	<input type="text"/>		
Last Name *	<input type="text"/>	City *	<input type="text" value="Ludhiana"/>
Phone *	<input type="text" value="NA"/> <input type="text" value="NA"/> <input type="text" value="NA"/>	State *	<input type="text" value="Punjab"/>
Mobile Number *	<input type="text" value="+91"/> <input type="text" value="8284000670"/>	Country *	<input type="text" value="India"/>
Email Address *	<input type="text" value="neha.sharma@ldh.01s.in"/>	Pin Code *	<input type="text" value="141007"/>



**Step 10:** You will see a screen from SBlePay that will ask for your Billing Address Details, you can also choose Shipping Address same as your Billing Address. After filling all information click on “Proceed” button.

**SBlePay** Punjab Medical Council Semi Govt

**Transaction Details** Order Number PRO2543 Amount 1.00 INR + Convenience Fee if applicable will be charged to you.


**1 Address Details**

**Billing Address Details**

First Name *	<input type="text" value="Neha"/>	Billing Address *	<input type="text" value="Model Town"/>
Middle Name	<input type="text"/>		
Last Name *	<input type="text" value="Sharma"/>	City *	<input type="text" value="Ludhiana"/>
Phone *	<input type="text" value="NA"/> <input type="text" value="0161"/> <input type="text" value="4344000"/>	State *	<input type="text" value="Punjab"/>
Mobile Number *	<input type="text" value="+91"/> <input type="text" value="8284000670"/>	Country *	<input type="text" value="India"/>
Email Address *	<input type="text" value="neha.sharma@dh.01s.in"/>	Pin Code *	<input type="text" value="141007"/>



**Step 11:** In this step you have to choose from Net Banking, Credit Card, Debit Card and Mobile Payments with which you choice you want to pay.

Punjab Medical Council Semi Govt

<b>Transaction Details</b>	Order Number PRO2543	Amount 1.00 INR + Convenience Fee if applicable will be charged to you.
----------------------------	----------------------	---

**1 Address Details**

Shipping address same as billing address  Yes  No

**Payment Details**







**Net Banking**

Credit Card

Debit Card

Mobile Payments

State Bank Associate Banks

Other Banks




Step 12: After submitting your payment, you will see confirmation message regarding payment.

## Payment Response

Transaction Successfully Received

- **Application Type** : Provisional Registration (After Passing MBBS)
- **Full Name** : Mrs. Neha Sharma
- **Email** : neha.sharma@ldh.01s.in
- **Provisional Registration (After Passing MBBS)**: RS. 2000
- **Bank charges** : RS. 0
- **Internet charges** : RS. 12

Step 13: After payment confirmation, you will see receipt of your application, you can take print out of this receipt for your future reference.

	Application Ref No. RT312	
	Appointment: 19th July, 2016 12:00	
	System ID: 2428	
	Signature:	
<b>Personal Information</b>		
Applied For:	Provisional Registration (After Passing MBBS)	
Name:	Dr. Neha Sharma	Please fix your photo
Father Name:	Mr. Myank Uday Charaya	
Date of Birth:	4th September, 1981	
Gender:	Male	
Course:	MBBS	
University Name:	Gujarat University	
College Name:	B..J.M.C	
<b>Contact Information</b>		
Residence Address:	82-83 , Golden Avenue Phase-1 Roorkee Road , Meerut , U.P.	
Mobile No. :	8284000670	
Email ID:	neha.sharma@gmail.com	
<b>Internship Details</b>		
Internship Joining Date:	16th September, 2005	
Internship Completion Date:	15th September, 2006	